

DEREK RAPIER  
County Administrator  
(928) 865-2072

FACSIMILE (928) 865-9332



DAVID GOMEZ  
District 1

RON CAMPBELL  
District 2

RICHARD LUNT  
District 3

BOARD OF SUPERVISORS  
P.O. BOX 908  
253 5<sup>TH</sup> STREET  
CLIFTON, AZ 85533


STATE OF ARIZONA     )  
                                  ) ss  
COUNTY OF GREENLEE )

**CERTIFICATION**

I, Derek Rapier, Clerk of the Board of Supervisors, County of Greenlee, State of Arizona, do hereby certify that the attached document is a true and correct copy of the Official Returns for the 2020 General Election held on November 3, 2020.

IN WITNESS WHEREOF, I have hereunto set my hand and affixed the Official Seal.

Done at Clifton, Arizona, this 12<sup>th</sup> day of November, 2020.

  
\_\_\_\_\_  
Derek Rapier  
Clerk of the Board of Supervisors  
Greenlee County



DEREK RAPIER  
County Administrator  
(928) 865-2072

FACSIMILE (928) 865-9332



DAVID GOMEZ  
District 1

RON CAMPBELL  
District 2

RICHARD LUNT  
District 3

BOARD OF SUPERVISORS  
P.O. BOX 908  
253 5<sup>TH</sup> STREET  
CLIFTON, AZ 85533

STATE OF ARIZONA )

COUNTY OF GREENLEE ) ss CERTIFICATION

I, Derek Rapier, Clerk of the Board of Supervisors, County of Greenlee, State of Arizona, do hereby certify that the following named persons were Official Write-In Candidates for the 2020 General Election held November 3, 2020, as presented by the Secretary of State and Greenlee County, and the same persons received the following write-in votes in the various precincts in Greenlee County:

**Presidential Elector**

		<b><u>Total Votes</u></b>
CUMMINGS		
HUBER	ACN	0
HAWKINS		
WALKER	GRN	1
LA RIVA		
FREEMAN	PSL	0
BODDIE		
STONEHAM	NONE	0
SIMMONS		
ROZE	NONE	0

**U.S. Senator**

DAVIDA, EDWARD	REP	0
SCHIESS, JOHN	REP	0
SIMMONS, DEBBIE	REP	0
THOMAS, PATRICK "PAT"	REP	0
ARIF, MOHAMMAD "MIKE OBAMA"	DEM	0
CHILTON, ADAM	DEM	0
KAPADIA, PERRY	DEM	0
STEWART, BUZZ	DEM	1
DORCHESTER, MATTHEW	LTB	0
RODRIGUEZ, JOSHUA	UPA	0
STEVENS, JIM	NONE	0
GLEEN, NICHOLAS N.	IRP	1
BECKETT, CHRISTOPHER	IND	0

2020 GENERAL ELECTION  
WRITE IN CERTIFICATION  
Page 2 of 2

DECKER, WILLIAM "WILL"	IND	0
HAUPT, MATHEW	IND	0
RODRIGUEZ, BENJAMIN	IND	0
SAENZ, FRANK	IND	0

**State Representative – District No. 14**

Hampton, Joshua	DEM	1
-----------------	-----	---

**Corporation Commissioner**

Finerd, Patrick	REP	2
Gibson, Christina	NONE	2

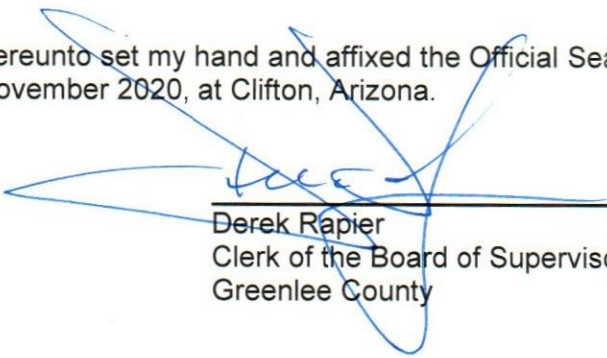
**Board of Supervisors – District 1**

Dunagan, Shane	IND	258
----------------	-----	-----

**County School Superintendent**

Speck, Elizabeth	REP	854
------------------	-----	-----

IN WITNESS WHEREOF, I have hereunto set my hand and affixed the Official Seal of Greenlee County, Arizona, this 12<sup>TH</sup> day of November 2020, at Clifton, Arizona.



---

Derek Rapier  
Clerk of the Board of Supervisors  
Greenlee County

County of Greenlee, State of Arizona  
General Election  
November 3, 2020

OFFICIAL RESULTS  
CANVASS  
Election Summary Report

**STATISTICS**

	<b>TOTAL</b>	<b>Election Day</b>	<b>Early Voting</b>	<b>Provisional</b>
Registered Voters - Total	4,866			
Ballots Cast - Total	3,723	1,046	2,650	27
Voter Turnout - Total	76.51%			



County of Greenlee, State of Arizona  
General Election  
November 3, 2020

OFFICIAL RESULTS  
CANVASS  
Election Summary Report

**Presidential Elector**

Vote For 1

	TOTAL	VOTE %	Election Day	Early Voting	Provisional
REP TRUMP, PENCE	2,433	65.83%	840	1,571	22
DEM BIDEN, HARRIS	1,182	31.98%	184	996	2
LBT JORGENSEN, COHEN	70	1.89%	16	51	3
Write-In Totals	11	0.30%	3	8	0
Write-In: Write In Invalid	8	0.22%	3	5	0
Write-In: Simmons / Roze	2	0.05%	0	2	0
Write-In: Hawkins / Walker	1	0.03%	0	1	0
Not Assigned	0	0.00%	0	0	0
<b>Total Votes Cast</b>	<b>3,696</b>	<b>100.00%</b>	<b>1,043</b>	<b>2,626</b>	<b>27</b>
Precincts Reporting	8 of 8				

**U.S. Senator**

Vote For 1

	TOTAL	VOTE %	Election Day	Early Voting	Provisional
REP MCSALLY, MARTHA	2,225	60.94%	782	1,422	21
DEM KELLY, MARK	1,403	38.43%	247	1,150	6
Write-In Totals	23	0.63%	3	20	0
Write-In: Write In Invalid	21	0.58%	3	18	0
Write-In: Stewart, Buzz	1	0.03%	0	1	0
Write-In: Glenn, Nicholas N.	1	0.03%	0	1	0
Not Assigned	0	0.00%	0	0	0
<b>Total Votes Cast</b>	<b>3,651</b>	<b>100.00%</b>	<b>1,032</b>	<b>2,592</b>	<b>27</b>
Precincts Reporting	8 of 8				

**U.S. Representative in Congress Dist 1**

Vote For 1

	TOTAL	VOTE %	Election Day	Early Voting	Provisional
REP SHEDD, TIFFANY	2,226	61.53%	796	1,409	21
DEM O'HALLERAN, TOM	1,380	38.14%	230	1,144	6
Write-In Totals	12	0.33%	5	7	0
Write-In: Write in invalid	12	0.33%	5	7	0
Not Assigned	0	0.00%	0	0	0
<b>Total Votes Cast</b>	<b>3,618</b>	<b>100.00%</b>	<b>1,031</b>	<b>2,560</b>	<b>27</b>
Precincts Reporting	8 of 8				

**State Senator Dist. 14**

Vote For 1

	TOTAL	VOTE %	Election Day	Early Voting	Provisional
REP GOWAN, DAVID	2,325	64.85%	815	1,486	24
DEM KARP, BOB	1,249	34.84%	209	1,037	3
Write-In Totals	11	0.31%	1	10	0
Write-In: Write in invalid	11	0.31%	1	10	0
Not Assigned	0	0.00%	0	0	0
<b>Total Votes Cast</b>	<b>3,585</b>	<b>100.00%</b>	<b>1,025</b>	<b>2,533</b>	<b>27</b>
Precincts Reporting	8 of 8				

State Representative Dist. 14

Vote For 2

	TOTAL	VOTE %	Election Day	Early Voting	Provisional
REP GRIFFIN, GAIL	2,077	32.47%	756	1,301	20
REP NUTT, BECKY	2,207	34.50%	789	1,394	24
DEM BEACH - MOSCHETTI, KIMBERLY "KIM"	1,022	15.98%	198	819	5
DEM MAESTAS-CONDOS, RONNIE	1,074	16.79%	198	874	2
Write-In Totals	17	0.27%	6	11	0
Write-In: Write In Invalid	15	0.23%	6	9	0
Write-In: Hampton, Joshua	1	0.02%	0	1	0
Write-In: Write in Invalid 2	1	0.02%	0	1	0
Not Assigned	0	0.00%	0	0	0
<b>Total Votes Cast</b>	<b>6,397</b>	<b>100.00%</b>	<b>1,947</b>	<b>4,399</b>	<b>51</b>
Precincts Reporting	8 of 8				



County of Greenlee, State of Arizona  
General Election  
November 3, 2020

OFFICIAL RESULTS  
CANVASS  
Election Summary Report

Corporation Commissioner  
Vote For 3

	TOTAL	VOTE %	Election Day	Early Voting	Provisional
REP MARQUEZ PETERSON, LEA	1,985	21.65%	750	1,214	21
REP O'CONNOR, JAMES "JIM"	1,993	21.73%	748	1,223	22
REP SLOAN, ERIC	1,924	20.98%	722	1,184	18
DEM MUNDELL, WILLIAM "BILL"	1,058	11.54%	206	848	4
DEM STANFIELD, SHEA	979	10.68%	190	784	5
DEM TOVAR, ANNA	1,211	13.21%	232	974	5
Write-In Totals	20	0.22%	8	12	0
Write-In: Write In Invalid	14	0.15%	6	8	0
Write-In: Finerd, Patrick	2	0.02%	0	2	0
Write-In: Gibson, Christina	2	0.02%	0	2	0
Write-In: Write In Invalid 2	1	0.01%	1	0	0
Write-In: Write In Invalid 3	1	0.01%	1	0	0
Not Assigned	0	0.00%	0	0	0
<b>Total Votes Cast</b>	<b>9,170</b>	<b>100.00%</b>	<b>2,856</b>	<b>6,239</b>	<b>75</b>
Precincts Reporting	8 of 8				

Board of Supervisors Dist. 1  
Vote For 1

	TOTAL	VOTE %	Election Day	Early Voting	Provisional
DEM GOMEZ, DAVID	417	35.31%	57	359	1
IND BRINKLEY, JACOB	185	15.66%	65	118	2
IND HORN, NICOLE	311	26.33%	87	223	1
Write-In Totals	268	22.69%	64	204	0
Write-In: Dunagan, Shane	258	21.85%	63	195	0
Write-In: Write In Invalid	10	0.85%	1	9	0
Not Assigned	0	0.00%	0	0	0
<b>Total Votes Cast</b>	<b>1,181</b>	<b>100.00%</b>	<b>273</b>	<b>904</b>	<b>4</b>
Precincts Reporting	2 of 2				



County of Greenlee, State of Arizona  
General Election  
November 3, 2020

OFFICIAL RESULTS  
CANVASS  
Election Summary Report

**Board of Supervisors Dist. 2**

Vote For 1

	TOTAL	VOTE %	Election Day	Early Voting	Provisional
IND CAMPBELL, RON	981	95.52%	387	583	11
Write-In Totals	46	4.48%	22	24	0
Write-In: Write In Invalid	46	4.48%	22	24	0
Not Assigned	0	0.00%	0	0	0
<b>Total Votes Cast</b>	<b>1,027</b>	<b>100.00%</b>	<b>409</b>	<b>607</b>	<b>11</b>
Precincts Reporting	4 of 4				

**Board of Supervisors Dist. 3**

Vote For 1

	TOTAL	VOTE %	Election Day	Early Voting	Provisional
REP MENGES, SUZANNE	551	41.55%	156	391	4
IND LUNT, RICHARD	764	57.62%	180	576	8
Write-In Totals	11	0.83%	2	9	0
Write-In: Write In Invalid	11	0.83%	2	9	0
Not Assigned	0	0.00%	0	0	0
<b>Total Votes Cast</b>	<b>1,326</b>	<b>100.00%</b>	<b>338</b>	<b>976</b>	<b>12</b>
Precincts Reporting	2 of 2				

**County Attorney**

Vote For 1

	TOTAL	VOTE %	Election Day	Early Voting	Provisional
IND FORD, JEREMY	3,090	98.44%	964	2,099	27
Write-In Totals	49	1.56%	17	32	0
Write-In: Write In Invalid	49	1.56%	17	32	0
Not Assigned	0	0.00%	0	0	0
<b>Total Votes Cast</b>	<b>3,139</b>	<b>100.00%</b>	<b>981</b>	<b>2,131</b>	<b>27</b>
Precincts Reporting	8 of 8				

County of Greenlee, State of Arizona  
General Election  
November 3, 2020

OFFICIAL RESULTS  
CANVASS  
Election Summary Report

County Sheriff

Vote For 1

	TOTAL	VOTE %	Election Day	Early Voting	Provisional
REP SUMNER, TIM	1,333	36.21%	430	889	14
DEM AVILA, LARRY	827	22.47%	163	660	4
IND AGUILAR, JAIME	309	8.39%	76	232	1
IND ELLISON, ERIC	1,203	32.68%	369	826	8
Write-In Totals	9	0.24%	5	4	0
Write-In: Write In Invalid	9	0.24%	5	4	0
Not Assigned	0	0.00%	0	0	0
<b>Total Votes Cast</b>	<b>3,681</b>	<b>100.00%</b>	<b>1,043</b>	<b>2,611</b>	<b>27</b>
Precincts Reporting	8 of 8				

County Treasurer

Vote For 1

	TOTAL	VOTE %	Election Day	Early Voting	Provisional
IND BERUBE, DIANE	3,285	99.27%	991	2,267	27
Write-In Totals	24	0.73%	5	19	0
Write-In: Write In Invalid	24	0.73%	5	19	0
Not Assigned	0	0.00%	0	0	0
<b>Total Votes Cast</b>	<b>3,309</b>	<b>100.00%</b>	<b>996</b>	<b>2,286</b>	<b>27</b>
Precincts Reporting	8 of 8				



**County School Superintendent**  
Vote For 1

	TOTAL	VOTE %	Election Day	Early Voting	Provisional
DEM BOLING, BRYAN	2,258	69.93%	677	1,560	21
Write-In Totals	971	30.07%	282	685	4
Write-In: Speck, Elizabeth	854	26.45%	228	624	2
Write-In: Write In Invalid	117	3.62%	54	61	2
Not Assigned	0	0.00%	0	0	0
<b>Total Votes Cast</b>	<b>3,229</b>	<b>100.00%</b>	<b>959</b>	<b>2,245</b>	<b>25</b>
Precincts Reporting	8 of 8				

**County Recorder**  
Vote For 1

	TOTAL	VOTE %	Election Day	Early Voting	Provisional
IND MILHEIRO, SHARIE	3,244	99.20%	978	2,239	27
Write-In Totals	26	0.80%	4	22	0
Write-In: Write In Invalid	26	0.80%	4	22	0
Not Assigned	0	0.00%	0	0	0
<b>Total Votes Cast</b>	<b>3,270</b>	<b>100.00%</b>	<b>982</b>	<b>2,261</b>	<b>27</b>
Precincts Reporting	8 of 8				

**County Assessor**  
Vote For 1

	TOTAL	VOTE %	Election Day	Early Voting	Provisional
IND CATHCART, JOANN "JOJO"	2,316	66.65%	639	1,659	18
IND REED, DOUG	1,143	32.89%	365	770	8
Write-In Totals	16	0.46%	4	12	0
Write-In: Write In Invalid	16	0.46%	4	12	0
Not Assigned	0	0.00%	0	0	0
<b>Total Votes Cast</b>	<b>3,475</b>	<b>100.00%</b>	<b>1,008</b>	<b>2,441</b>	<b>26</b>
Precincts Reporting	8 of 8				



County of Greenlee, State of Arizona  
General Election  
November 3, 2020

OFFICIAL RESULTS  
CANVASS  
Election Summary Report

**Supr Ct Retn/BRUTINEL,ROBERT**

Vote For 1

	TOTAL	VOTE %	Election Day	Early Voting	Provisional
YES	2,620	80.57%	830	1,769	21
NO	632	19.43%	165	463	4
<b>Total Votes Cast</b>	<b>3,252</b>	<b>100.00%</b>	<b>995</b>	<b>2,232</b>	<b>25</b>
Precincts Reporting	8 of 8				

**Supr Ct Retn/GOULD, ANDREW W.**

Vote For 1

	TOTAL	VOTE %	Election Day	Early Voting	Provisional
YES	2,550	78.95%	821	1,709	20
NO	680	21.05%	172	503	5
<b>Total Votes Cast</b>	<b>3,230</b>	<b>100.00%</b>	<b>993</b>	<b>2,212</b>	<b>25</b>
Precincts Reporting	8 of 8				

**Supr Ct Retn/LOPEZ IV, JOHN**

Vote For 1

	TOTAL	VOTE %	Election Day	Early Voting	Provisional
YES	2,694	82.39%	824	1,851	19
NO	576	17.61%	169	401	6
<b>Total Votes Cast</b>	<b>3,270</b>	<b>100.00%</b>	<b>993</b>	<b>2,252</b>	<b>25</b>
Precincts Reporting	8 of 8				

**Ct App Div2/EPPICH, KARL**

Vote For 1

	TOTAL	VOTE %	Election Day	Early Voting	Provisional
YES	2,551	79.10%	800	1,734	17
NO	674	20.90%	189	477	8
<b>Total Votes Cast</b>	<b>3,225</b>	<b>100.00%</b>	<b>989</b>	<b>2,211</b>	<b>25</b>
Precincts Reporting	8 of 8				



**Ct App Div2/VASQUEZ,GARYE**  
Vote For 1

	TOTAL	VOTE %	Election Day	Early Voting	Provisional
YES	2,409	80.76%	818	1,573	18
NO	574	19.24%	165	402	7
<b>Total Votes Cast</b>	<b>2,983</b>	<b>100.00%</b>	<b>983</b>	<b>1,975</b>	<b>25</b>
Precincts Reporting	8 of 8				

**PROPOSITION 207**  
Vote For 1

	TOTAL	VOTE %	Election Day	Early Voting	Provisional
YES	2,022	56.51%	606	1,395	21
NO	1,556	43.49%	434	1,116	6
<b>Total Votes Cast</b>	<b>3,578</b>	<b>100.00%</b>	<b>1,040</b>	<b>2,511</b>	<b>27</b>
Precincts Reporting	8 of 8				

**PROPOSITION 208**  
Vote For 1

	TOTAL	VOTE %	Election Day	Early Voting	Provisional
YES	1,571	43.40%	407	1,149	15
NO	2,049	56.60%	632	1,405	12
<b>Total Votes Cast</b>	<b>3,620</b>	<b>100.00%</b>	<b>1,039</b>	<b>2,554</b>	<b>27</b>
Precincts Reporting	8 of 8				

**PROPOSITION 400**  
Vote For 1

	TOTAL	VOTE %	Election Day	Early Voting	Provisional
YES	879	74.11%	303	567	9
NO	307	25.89%	98	208	1
<b>Total Votes Cast</b>	<b>1,186</b>	<b>100.00%</b>	<b>401</b>	<b>775</b>	<b>10</b>
Precincts Reporting	3 of 3				

**GREENLEE COUNTY, ARIZONA  
2020 GENERAL ELECTION  
November 3, 2020  
OFFICIAL RESULTS**

**ELECTION SUMMARY**

PRECINCT NUMBER									
	1	2	3	4	5	6	7	8	TOTAL
Ballots from Polls	1	8	206	73	325	90	144	199	1046
Early Ballots	14	17	552	388	557	117	460	545	2650
Provisional Ballots	0	0	3	1	11	0	1	12	28
Less Rejected Ballots	0	0	0	0	0	0	0	1	1
Total Ballots Counted	15	25	761	462	893	207	605	755	3723
Total Registered Voters	16	29	1006	582	1251	298	768	916	4866
Total Percentage Voting	93.75%	86.21%	75.65%	79.38%	71.38%	69.46%	78.78%	82.42%	76.51%

\* 1 PROVISIONAL BALLOT WAS REJECTED BALLOT WAS BLANK DUE TO VOTER CHOICE OR VOTER ERROR



**GREENLEE COUNTY, ARIZONA  
2020 GENERAL ELECTION CANVASS  
November 3, 2020**

**ACCESSIBILITY REPORT**

All voting locations are equipped with the Ballot Call System which is placed at handicap parking locations so that voters who need assistance can ring the bell from outside or from their vehicle to request assistance. Curbside voting is available at all voting locations.

<b>Polling Place/Vote Center</b>	<b>Precinct</b>	<b>Accessible Yes/No</b>	<b># of Registered Voters</b>	<b>Data from On-Site Inspections of Polling Place</b>	<b>Description of Measures Taken to Bring Inaccessible Polling Place Into Compliance</b>
Vote Center 1 - Morenci	All Precincts	Yes	4821	Building is accessible	N/A
Vote Center 2 - Clifton	All Precincts	Yes		Building is accessible	N/A
Vote Center 3 - Duncan	All Precincts	Yes		Building is accessible	N/A
Precinct 1 - Eagle	Precinct 1 only	Yes	16	Building is accessible	N/A
Precinct 2 - Blue	Precinct 2 only	Yes	29	Building is accessible	N/A

**GREENLEE COUNTY, ARIZONA  
2020 GENERAL ELECTION CANVASS  
November 3, 2020**

**POLL WORKER TRAINING REPORT**

Precinct/Vote Center	# of Inspectors	# of Marshals	# of Judges	# of Clerks	# of Others (Translators-Troubleshooters)	Total # Trained	# of those trained who are "premium" Board Workers	# of those trained who worked Election Day	Total # of poll workers who worked Election Day	# of ePoll Books used at the Polls	# of Provisional Ballots Counted
Vote Center 1 - Morenci	1	1	2	2	0	6	0	6	6	1	11
Vote Center 2 - Clifton	1	1	2	2	0	6	0	6	6	1	7
Vote Center 3 - Duncan	1	1	2	2	0	6	0	6	6	1	9
Precinct 1 - Eagle	1	0	2	0	0	3	0	3	3	1 - Signature Roster	0
Precinct 2 - Blue	1	0	2	0	0	3	0	3	3	1 - Signature Roster	0

**GREENLEE COUNTY, ARIZONA  
2020 GENERAL ELECTION CANVASS  
November 3, 2020**

**VOTER EDUCATION REPORT**

<b>Information</b>	<b>2018</b>	<b>2020</b>
Voter Turnout	57.37%	76.51%
Number of Early Ballots Requested	2873	3386
Number of Early Ballots Voted	1903	2650
Number of Provisional Ballots Voted	88	27
Number of Public Service Announcements	N/A	N/A
Number of Seminars Providing Education	N/A	N/A
Number of Locations Where Voting Equipment is on Public Display	1	1
Length of Time Voting Systems Were on Public Display	30 days	30 days
Number of Voter Education and Voter Outreach Initiatives	0	0

<b>Description of voter education and voter outreach initiatives</b>	<b>Estimated Cost</b>	<b>Participation</b>
None	\$0.00	0





GREENLEE COUNTY, ARIZONA  
2020 GENERAL ELECTION CANVASS  
November 3, 2020

PROVISIONAL BALLOT REPORT


Precinct/Vote Center	Regular Provisional Ballots Received	Conditional Provisional Ballots Received	TOTAL Provisional Ballots Received	Regular Provisional Ballots Tabulated	Conditional Provisional Ballots Tabulated	TOTAL Provisional Ballots Tabulated	SUBTOTAL of Ballots NOT Tabulated	Not Eligible/Wrong Party	Not Registered	Other - Registered after cut-off date	Regular Provisional Ballots Rejected	Conditional Provisional Ballots Rejected	TOTAL Provisional Ballots Rejected
Total All Vote Centers/Polling Places	50	2	52	27	0	27	27	0	22	0	1	2	23

We hereby certify that the above results are true and correct

  
Richard Lunt, Chairman

  
David Gomez, Member

  
Ron Campbell, Member

  
Derek Rapier, Clerk of the Board

Date: November 12, 2020

	STATISTICS			
	Registered Voters - Total	Ballots Cast - Total	Ballots Cast - Blank	Voter Turnout - Total
001 Eagle	16	15	0	93.75%
002 Blue	29	25	0	86.21%
003 Clifton 1	1,006	761	0	75.65%
004 Clifton 2	582	462	0	79.38%
005 Morenci	1,251	893	0	71.38%
006 East Plantsite	298	207	0	69.46%
007 York/Sheldon	768	605	0	78.78%
008 Duncan	916	755	0	82.42%
<b>Totals</b>	<b>4,866</b>	<b>3,723</b>	<b>0</b>	

	Presidential Elector					U.S. Senator				
	VOTE FOR 1					VOTE FOR 1				
	REP TRUMP, PENCE	DEM BIDEN, HARRIS	JORGENSEN, COHEN LBT	Write-in Totals	Total Votes Cast	REP MCSALLY, MARTHA	DEM KELLY, MARK	Write-in Totals	Total Votes Cast	
001 Eagle	14	1	0	0	15	14	1	0	15	
002 Blue	23	2	0	0	25	24	1	0	25	
003 Clifton 1	400	329	16	7	752	347	389	8	744	
004 Clifton 2	227	226	6	1	460	208	238	4	450	
005 Morenci	594	278	17	2	891	555	324	3	882	
006 East Plantsite	152	46	6	1	205	143	57	3	203	
007 York/Sheldon	433	157	10	0	600	400	189	3	592	
008 Duncan	590	143	15	0	748	534	204	2	740	
<b>Totals</b>	<b>2,433</b>	<b>1,182</b>	<b>70</b>	<b>11</b>	<b>3,696</b>	<b>2,225</b>	<b>1,403</b>	<b>23</b>	<b>3,651</b>	



	U.S. Representative in Congress Dist 1				State Senator Dist. 14			
	VOTE FOR 1				VOTE FOR 1			
	REP SHEDD, TIFFANY	DEM O'HALLERAN, TOM	Write-in Totals	Total Votes Cast	REP GOWAN, DAVID	DEM KARP, BOB	Write-in Totals	Total Votes Cast
001 Eagle	15	0	0	15	15	0	0	15
002 Blue	23	2	0	25	22	2	0	24
003 Clifton 1	356	381	5	742	371	353	6	730
004 Clifton 2	211	236	1	448	221	223	2	446
005 Morenci	561	302	4	867	575	280	2	857
006 East Plantsite	142	59	0	201	149	55	0	204
007 York/Sheldon	382	204	0	586	416	171	1	588
008 Duncan	536	196	2	734	556	165	0	721
<b>Totals</b>	<b>2,226</b>	<b>1,380</b>	<b>12</b>	<b>3,618</b>	<b>2,325</b>	<b>1,249</b>	<b>11</b>	<b>3,585</b>

	State Representative Dist. 14					Total Votes Cast
	VOTE FOR 2					
	REP GRIFFIN, GAIL	REP NUTT, BECKY	DEM BEACH - MOSCHETTI, KIMBERLY "KIM"	DEM MAESTAS- CONDOS, RONNIE	Write-in Totals	
001 Eagle	15	14	0	0	0	29
002 Blue	23	21	0	2	0	46
003 Clifton 1	310	361	267	328	8	1,274
004 Clifton 2	205	233	168	184	3	793
005 Morenci	513	522	253	230	2	1,520
006 East Plantsite	133	134	45	49	0	361
007 York/Sheldon	364	399	141	147	0	1,051
008 Duncan	514	523	148	134	4	1,323
Totals	2,077	2,207	1,022	1,074	17	6,397

	Corporation Commissioner							Total Votes Cast
	VOTE FOR 3							
	REP MARQUEZ PETERSON, LEA	REP O'CONNOR, JAMES "JIM"	REP SLOAN, ERIC	DEM MUNDELL, WILLIAM "BILL"	DEM STANFIELD, SHEA	DEM TOVAR, ANNA	Write-In Totals	
001 Eagle	13	14	14	0	0	1	0	42
002 Blue	22	20	17	2	2	6	0	69
003 Clifton 1	323	296	283	308	279	336	7	1,832
004 Clifton 2	204	181	178	178	166	204	3	1,114
005 Morenci	482	501	493	227	221	285	3	2,212
006 East Plantsite	125	135	131	47	41	49	1	529
007 York/Sheldon	341	346	333	161	136	163	3	1,483
008 Duncan	475	500	475	135	134	167	3	1,889
Totals	1,985	1,993	1,924	1,058	979	1,211	20	9,170



	Board of Supervisors Dist. 1					Board of Supervisors Dist. 2		
	VOTE FOR 1					VOTE FOR 1		
	DEM GOMEZ, DAVID	IND BRINKLEY, JACOB	IND HORN, NICOLE	Write-In Totals	Total Votes Cast	IND CAMPBELL, RON	Write-In Totals	Total Votes Cast
001 Eagle						9	1	10
002 Blue						24	0	24
003 Clifton 1	236	110	204	180	730			
004 Clifton 2	181	75	107	88	451			
005 Morenci						775	32	807
006 East Plantsite						173	13	186
<b>Totals</b>	<b>417</b>	<b>185</b>	<b>311</b>	<b>268</b>	<b>1,181</b>	<b>981</b>	<b>46</b>	<b>1,027</b>

	Board of Supervisors Dist. 3				County Attorney		
	VOTE FOR 1				VOTE FOR 1		
	REP MENGES, SUZANNE	IND LUNT, RICHARD	Write-In Totals	Total Votes Cast	IND FORD, JEREMY	Write-In Totals	Total Votes Cast
001 Eagle					8	1	9
002 Blue					23	0	23
003 Clifton 1					625	12	637
004 Clifton 2					362	9	371
005 Morenci					779	4	783
006 East Plantsite					184	2	186
007 York/Sheldon	268	311	9	588	470	9	479
008 Duncan	283	453	2	738	639	12	651
<b>Totals</b>	<b>551</b>	<b>764</b>	<b>11</b>	<b>1,326</b>	<b>3,090</b>	<b>49</b>	<b>3,139</b>

	County Sheriff						County Treasurer		
	VOTE FOR 1						VOTE FOR 1		
	REP SUMNER, TIM	DEM AVILA, LARRY	IND AGUILAR, JAIME	IND ELLISON, ERIC	Write-In Totals	Total Votes Cast	IND BERUBE, DIANE	Write-In Totals	Total Votes Cast
001 Eagle	10	3	0	2	0	15	11	0	11
002 Blue	24	0	0	1	0	25	21	0	21
003 Clifton 1	214	232	79	222	1	748	652	12	664
004 Clifton 2	107	158	61	132	3	461	403	5	408
005 Morenci	361	175	68	277	0	881	799	3	802
006 East Plantsite	92	39	13	60	1	205	185	2	187
007 York/Sheldon	204	129	40	222	2	597	542	1	543
008 Duncan	321	91	48	287	2	749	672	1	673
<b>Totals</b>	<b>1,333</b>	<b>827</b>	<b>309</b>	<b>1,203</b>	<b>9</b>	<b>3,681</b>	<b>3,285</b>	<b>24</b>	<b>3,309</b>



	County School Superintendent			County Recorder			County Assessor			
	VOTE FOR 1			VOTE FOR 1			VOTE FOR 1			
	DEM BOLING, BRYAN	Write-in Totals	Total Votes Cast	IND MILHEIRO, SHARIE	Write-in Totals	Total Votes Cast	IND CATHCART, JOANN "JOJO"	IND REED, DOUG	Write-in Totals	Total Votes Cast
001 Eagle	5	6	11	9	0	9	14	1	0	15
002 Blue	22	0	22	23	0	23	17	6	0	23
003 Clifton 1	474	186	660	667	10	677	462	228	9	699
004 Clifton 2	290	116	406	404	6	410	308	131	2	441
005 Morenci	590	190	780	805	3	808	545	273	2	820
006 East Plantsite	138	36	174	187	1	188	101	88	2	191
007 York/Sheldon	320	212	532	515	2	517	350	222	0	572
008 Duncan	419	225	644	634	4	638	519	194	1	714
Totals	2,258	971	3,229	3,244	26	3,270	2,316	1,143	16	3,475

	Supr Ct Retn/BRUTINEL, ROBERT			Supr Ct Retn/GOULD, ANDREW W.			Supr Ct Retn/LOPEZ IV, JOHN		
	VOTE FOR 1		Total Votes Cast	VOTE FOR 1		Total Votes Cast	VOTE FOR 1		Total Votes Cast
	YES	NO		YES	NO		YES	NO	
001 Eagle	10	1	11	9	1	10	7	1	8
002 Blue	20	0	20	19	1	20	19	1	20
003 Clifton 1	528	137	665	515	139	654	554	113	667
004 Clifton 2	307	84	391	290	96	386	330	70	400
005 Morenci	649	164	813	638	175	813	664	149	813
006 East Plantsite	153	35	188	150	38	188	155	34	189
007 York/Sheldon	424	88	512	409	98	507	427	87	514
008 Duncan	529	123	652	520	132	652	538	121	659
<b>Totals</b>	<b>2,620</b>	<b>632</b>	<b>3,252</b>	<b>2,550</b>	<b>680</b>	<b>3,230</b>	<b>2,694</b>	<b>576</b>	<b>3,270</b>

	Ct App Div2/EPPICH, KARL			Ct App Div2/VASQUEZ,GARYE			PROPOSITION 207		
	VOTE FOR 1		Total Votes Cast	VOTE FOR 1		Total Votes Cast	VOTE FOR 1		Total Votes Cast
	YES	NO		YES	NO		YES	NO	
001 Eagle	6	1	7	8	1	9	4	10	14
002 Blue	19	1	20	11	4	15	8	13	21
003 Clifton 1	528	128	656	498	105	603	464	260	724
004 Clifton 2	297	92	389	290	60	350	252	191	443
005 Morenci	639	170	809	620	138	758	573	303	876
006 East Plantsite	152	35	187	146	33	179	116	84	200
007 York/Sheldon	403	101	504	368	98	466	280	296	576
008 Duncan	507	146	653	468	135	603	325	399	724
<b>Totals</b>	<b>2,551</b>	<b>674</b>	<b>3,225</b>	<b>2,409</b>	<b>574</b>	<b>2,983</b>	<b>2,022</b>	<b>1,556</b>	<b>3,578</b>



	PROPOSITION 208			PROPOSITION 400		
	VOTE FOR 1		Total Votes Cast	VOTE FOR 1		Total Votes Cast
	YES	NO		YES	NO	
001 Eagle	0	15	15			
002 Blue	6	16	22			
003 Clifton 1	374	358	732	509	180	689
004 Clifton 2	211	239	450			
005 Morenci	435	443	878	223	77	300
006 East Plantsite	82	121	203	147	50	197
007 York/Sheldon	219	365	584			
008 Duncan	244	492	736			
<b>Totals</b>	<b>1,571</b>	<b>2,049</b>	<b>3,620</b>	<b>879</b>	<b>307</b>	<b>1,186</b>

**GREENLEE COUNTY  
2020 GENERAL ELECTION  
November 3, 2020**

**AUDIT**

PRECINCT/VOTE CENTER NAME	1	2	3	4	5	6	7	8	9	10	11
	BALLOTS ISSUED	BALLOTS SPOILED LINE 4 BALLOT REPORT	TOTAL BALLOTS LINE 10 BALLOT REPORT	PROVISIONAL BALLOTS LINE 12 BALLOT REPORT	UNUSED BALLOTS RETURNED LINE 5 + 5A BALLOT REPORT	MANUAL COUNT LINE 1 BALLOT REPORT	TOTAL BALLOTS CAST LINE 11 BALLOT REPORT	PROVISIONAL BALLOTS COUNTED	EARLY BALLOTS COUNTED	REJECTED BALLOTS	TOTAL BALLOTS CAST ELECTION SUMMARY REPORT
Eagle	53	0	1	0	52	53	1	0		0	
Blue	53	0	8	0	45	53	8	0		0	
Vote Center 1 - Morenci	758	3	464	17	274	758	464	11		0	
Vote Center 2 - Clifton	758	3	314	20	424	758	314	7		0	
Vote Center 3 - Duncan	758	0	295	15	484	758	259	9		1	
Early Ballots Counted	Early Ballot totals include totals for all ballots cast by voters from any precinct/vote center.								2650	0	
Total Ballots Cast							1046	27	2650		3723

\* 1 PROVISIONAL BALLOT WAS REJECTED BALLOT WAS BLANK DUE TO VOTER CHOICE OR VOTER

**GREENLEE COUNTY  
2020 GENERAL ELECTION  
3-Nov-20**

**EARLY VOTING AUDIT**

A	B	C			D	E	F	G	H	I	J
		USED BALLOTS				PROCESSED BY EARLY BOARD					
PRECINT	BALLOTS ISSUED TO RECORDER	FOR VOTING	REPLACEMENT	SPOILED	BALLOTS RETURNED TO ELECTIONS	VOTED BALLOTS RECEIVED BY EARLY BOARD	RECORDER BATCH #’S	BALLOTS REJECTED	BALLOTS TO BE COUNTED	EARLY BALLOTS COUNTED	
EAGLE	60	14			46	2650	1 to 56	0	2650	2650	
02 BLUE	60	19			41						
3.2 CLIFTON 1	50	21			29						
3.3 CLIFTON 1	750	700	8	8	34						
03 CLIFTON 1 FED ONLY	10	0			10						
04 CLIFTON 2	510	467	4	4	35						
5.2 MORENCI	515	500	4	4	7						
5.3 MORENCI	300	263	1	1	35						
05 MORENCI FED ONLY	10	2			8						
06 EAST PLANTSITE	210	171	3	3	33						
07 YORK/SHELDON	610	559	3	3	45						
08 DUNCAN	710	670	3	3	34						
TOTALS	3,795	3,386	26	26	357						

Column C + D + E + F = B

Column G-H=I

The total of columns F+G-B equals the total of columns C+D+E-G